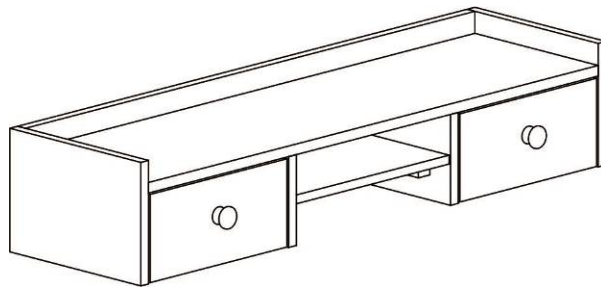


pottery barn kids



**MORGAN KINDERGARTEN DESK HUTCH**  
**BUREAU / BAHUT ENFANT MORGAN**  
**ESCRITORIO INFANTIL CON GABINETE MORGAN**



### ENGLISH

- Do not dispose of any packaging or contents of the shipping carton until assembly is completed to avoid accidentally discarding small parts or hardware.



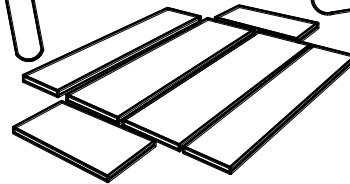


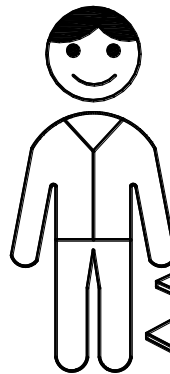
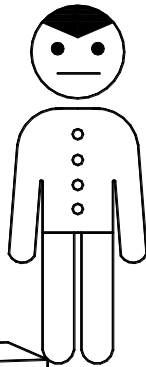


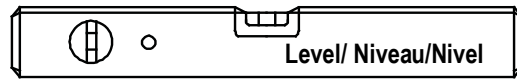
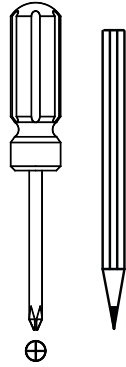

### FRANÇAIS

- Ne jetez rien des produits d'emballage et du contenu de la boîte jusqu'à ce que l'assemblage soit terminé, afin d'éviter de jeter par mégarde de petites pièces ou des morceaux.

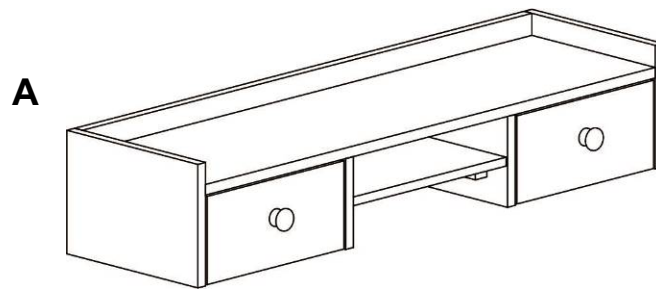


### ESPAÑOL

- Para evitar desechar accidentalmente las partes pequeñas o las piezas de ferretería, no tirar el embalaje o contenido de la caja hasta que el ensamblaje esté completo.



**Parts / Pièces / Piezas:**



**Hardware / Matériel / Piezas de ferretería :**

**B**



**2x**

**C**



**Ø 6 x 20 mm**

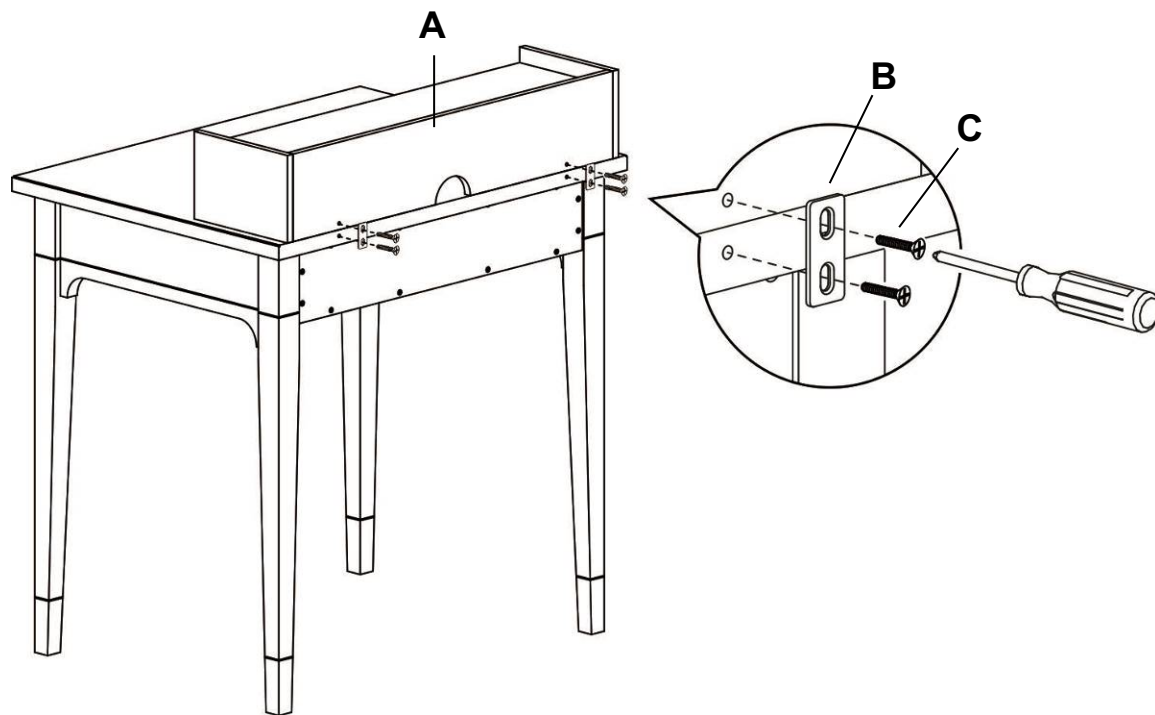
**4x**

This product is additional item for table MORGAN KINDERGARTEN DESK (sold separately).

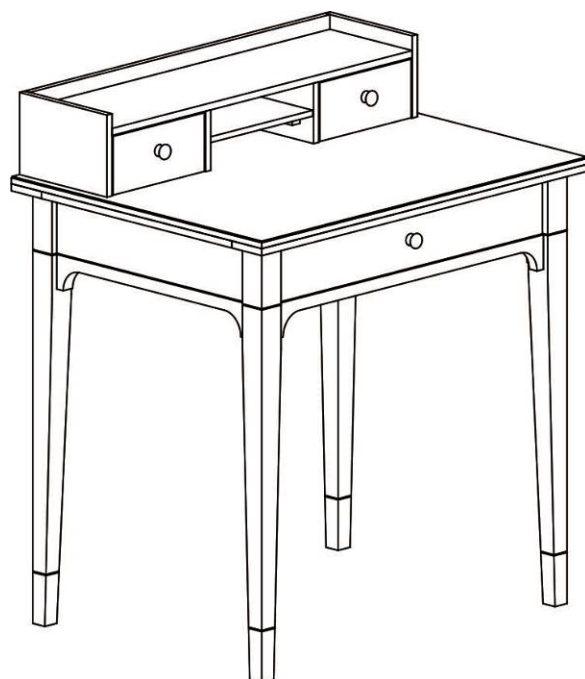
Ce produit est un élément supplémentaire pour la BUREAU MATERNELLE MORGAN (vendu séparément).

Este producto es un artículo adicional para la ESCRITORIO INFANTIL MORGAN (se vende por separado).

**1**



**2**



**Care Instructions:**

- Dust often using a clean, soft, dry and lint-free cloth.
- Blot spills immediately and wipe with a clean, damp cloth.
- We do not recommend the use of chemical cleansers, abrasives or furniture polish on our lacquered finish.

**Instructions d'entretien :**

- Épousseter régulièrement avec un chiffon propre, doux et non pelucheux.
- Éponger immédiatement les liquides renversés et essuyer à l'aide d'un chiffon propre et humide.
- L'utilisation de produits nettoyants chimiques, d'abrasifs ou d'encaustiques sur nos finitions laquées n'est pas recommandée.

**Instrucciones de cuidado:**

- Limpiar el polvo con un trapo limpio, suave, seco y libre de pelusas.
- Secar los derrames de inmediato y limpiar con un trapo limpio y húmedo.
- Recomendamos no usar limpiadores químicos, abrasivos o lustramuebles sobre el acabado barnizado.