


**NICO & YEYE**

# PEE.WEE STOOLS



## PRE-ASSEMBLY:

- Adult assembly required.
- Please review product assembly manual before using and or attempting to assemble furniture.
- Please review our Warnings and Warranty manual.
- Remove all parts and hardware from the box and lay out on a flat, carpeted, or scratch-free surface, this will avoid damaging any parts during assembly. Do not dispose of any contents until assembly is completed to avoid accidentally discarding.
- Do not fully tighten all bolts until all parts are in place. Failure to follow these instructions may cause the bolts to misalign during assembly.
- If using power tools to aid in assembly please use caution. Power tools can damage hardware or split wood.

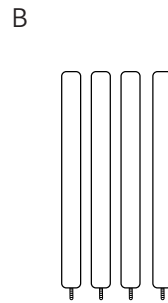
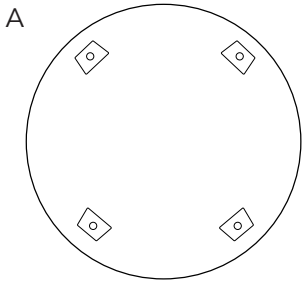
## CUSTOMER SERVICE

If you are missing parts or have any questions about this product, please contact us at [customerservice@nicoandyeye.com](mailto:customerservice@nicoandyeye.com) or (866) NIC YEYE

# ASSEMBLY INSTRUCTIONS

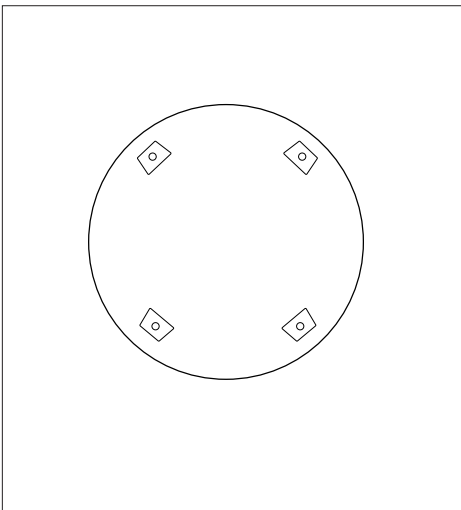
## PARTS IDENTIFIER

**NOTE:** PARTS NOT SHOWN TO ACTUAL SIZE



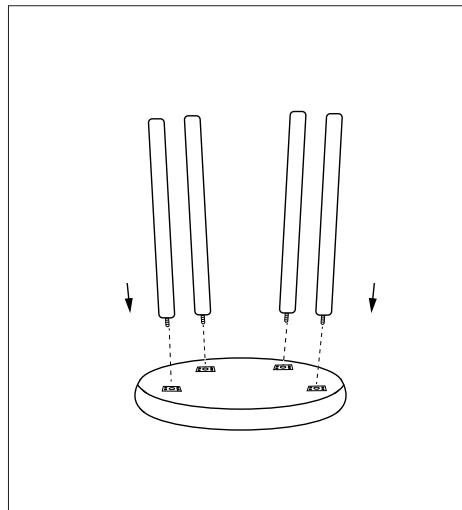
| PART | DESCRIPTION    | QUANTITY |
|------|----------------|----------|
| A    | Round Seat Top | 1        |
| B    | Stool Legs     | 4        |

**1**




Lay round seat top (A) on level ground color face down.

**2**



Screw in stool legs (B) to round seat top (A) as seen in image.

**3**



Flip and adjust by hand until tight.